



Quality Diamond Tools &
Cutting Machine Manufacturer



2024

Reliable, Stable, Efficient • Sharing



www.china-wire-saw.com



厦门协麟金刚石工具有限公司
ZhiKing Manufacturing(Machine&tools)





We serve you
more!

We are constantly upgrading this product, more and more understand its characteristics and perfect it, provide the best quality and let customers achieve the best use experience.
Gurantee close to "0" maintennce, durable, stable with long life-span, Most of our spares imported from EU and US, Small motor: ZD, China; Big motor: ABB Export..



Robot Track Wire Saw

Power	22kw-30kw-37kw-45kw
Size	W80cm-W80cm-L120cm
Electricity	50A-60A
Weight	400-650kgs
Base Bearing Weight	5000kgs
Battery	1km per charge
Walking Speed	6km/hour
Motor	975rpm, Brushless,Silent
Control Model	Soft start, variable speed

Type: a. one wheel type
 b. two wheels type





Performance Parameters

Technical parameters	Unit	Instruction
Rope Driving Mode	Set	Electric
Rope Tightening Mode	Set	Electric
Max Power of Rope Driving	Kw	22 ,30, 37
Allowed Max Length of Rope	m	60 ,100, 150
Max Size of Main Driving Wheel	mm	500
Rated Working Voltage	V	380(360-480)
External Voltage Output	V	220
Output Rotational Speed of Spindle	r/min	975
Max Line Speed of Rope	lm/s	0-40
Voltage Frequency	hz	50/60
Wiring Requirements	---	10m2 3phase 5-wires
Physical Dimension	mm	820*820*1280
Total Weight	kg	500 - 850
Rotation Angle	degree	360
Allowed Working Temperature	°C	-30 ~ 45
Battery Capacity	V & A	48V & 26-72A
Battery Type	---	lithium battery
Walking Speed	km/h	6

Brushless, Silent, Soft Start, Variable Speed, Optional 360 Degree Turn



Our AI Wireless Remote

- three inverter motors edition



Strong with Waterproof

Joystick

Soft Start



Big Displayer

Keep machine moving straightly adjust during cutting

Machine Walking



Battery Electricity displayer real-time

Chansfer for Battery & Power Electricity

Cutting While Charing

Keep the battery charged all the times



Offer true battery function

Other Remote With ① Function

Our Old Remote With ①② Function

Our Ai Remote With ①②③④ Function

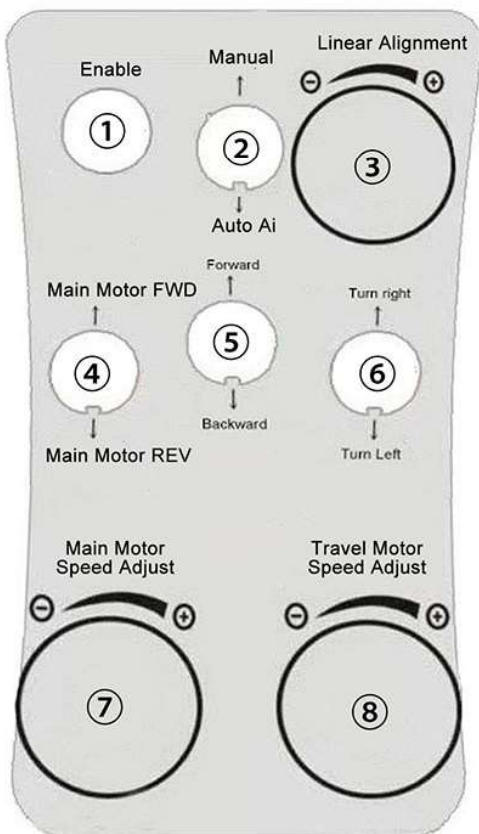


① Machine Walking Speed Adjust

② Soft Start

③ Ai Auto Mode

④ Keep Cut Straightly




Press ① + ③ Together

Press ① + ⑦ Together

Press ① + ⑧ Together






Remote Control, Auto-stairs-climbing



Inverter Motor, Soft Start, ZD & ABB



Wireless Method, Auto-walking

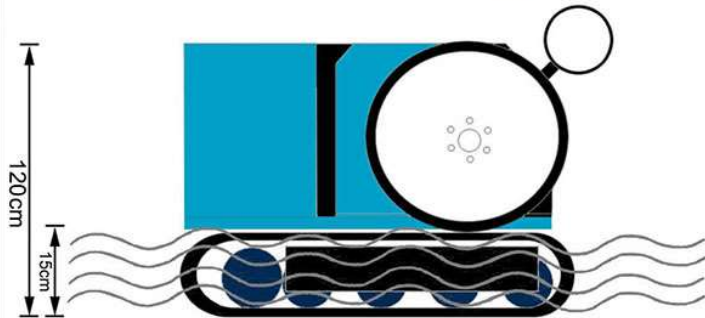


Durable, Safe, Powerful, Efficient




22kw AI track wire saw with 15cm wading depth

The machine can operate in mud up to **15** cm deep



22kw AI track wire saw with 40cm wading depth

The machine can operate in mud up to **50** cm deep



← mud slurry

Normal rail wire saw, cannot work in mud slurry freely.

The silt is difficult to remove and needs to be removed as much as possible to create a flat surface. Only by laying wooden boards can it be cut smoothly. The tank wire saw machine can operate directly in mud.



45kw AI track wire saw with 50cm wading depth

360 degree turn, special for quarry wire saw use





The Advantages of New Generation Tank Wire Saw


Thicker and one piece stainless steel shell no rusty with long using life

6th generation remote can use 1-2years with good water-proof anti-falling, 200m using area

Fine inside welding structure offer steady and good protection for all spares, won't affect by shaking caused by cutting

Big motor is ABB export, small motor adopt ZD motor, both top brand while with low&high volatge protection and with lack-phase & over load protection too. two inverter motors, with soft start

Quality rubber with advanced formula offer stable cutting performance, no jump or wire off while bring extra 1/3 more using life, we offer wider thickness rubber liner



Forged and tempered aluminum alloy steel with strength and hardness same as 7075 Has excellent tensile, yield and HB strength

Thicker quality clawler belt seal, stable and stronger base guaratee smooth cutting

Dual system, combine hydraulic and electric save electricity and save output

Effective dual system battery power design allows machines to travel farther, faster, and up to kilometers



Delivery



45kw Robot Track Wire Saw



D800cm Base Demolition

Bumping Way Application



200meters Remote Control



With Battery




Safe-Durable-Stable-Efficient



Our Wheel and Pulley all Adopt Quality A Raw Grade Material, Durable and Stable


Aluminium alloy block
Unibody Design



Our D500mm Wheel



Recycle material or Cast Iron
Casting molding



Broken easily

Other Cheap D500 Wheel

D200mm pulley





House Translation after Wire Sawing



House Translation after Wire Sawing

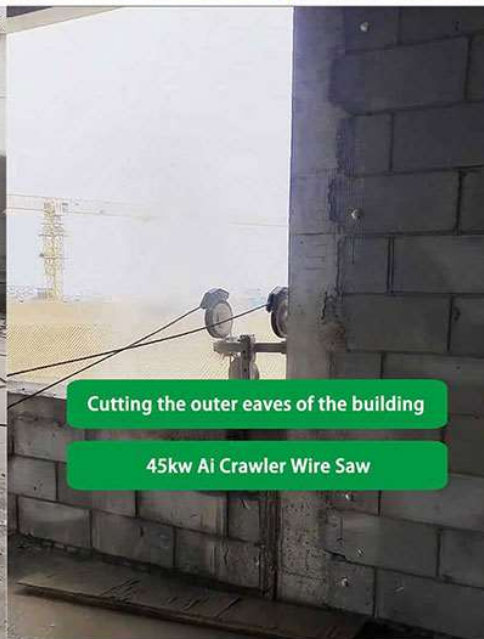


House Translation after Wire Sawing



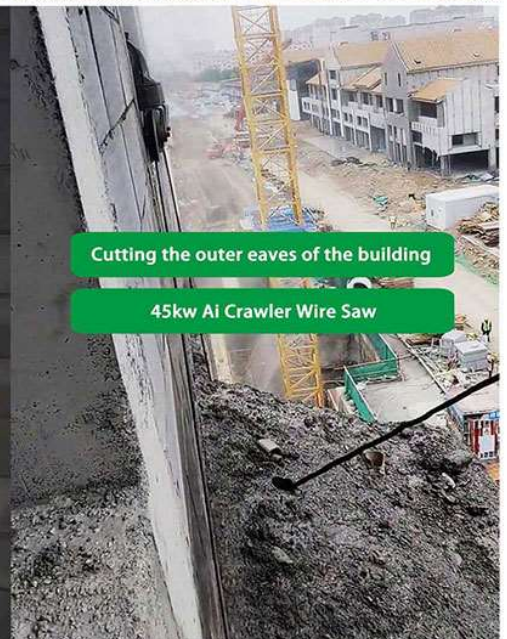
Cutting the outer eaves of the building

45kw AI Crawler Wire Saw



Cutting the outer eaves of the building

45kw AI Crawler Wire Saw



Cutting the outer eaves of the building


45kw AI Crawler Wire Saw



125m High Chimney Demolition by AI Cut



125m High Chimney Demolition by AI Cut



125m High Chimney Demolition by AI Cut