

Ai High Frequency Wall Saw

220V 380V AVAILABLE

Using the most stable water-cooled motor

The internal temperature of the motor will not overheat due to an increase in operating temperature, and only when energized can it have magnetism

*Near
"0"
maintenance*

*As
stable
as
Hydraulic*

Entering "0" maintenance

Entering "0" maintenance, the quality is as stable as hydraulic

Customer centered design thinking

Not pursuing extreme lightness, based on rationality

The head weight of Sharing HF-V2 is only 30 kilograms

Waterproof, IP67

Bi-directional rotation of saw blade

Thickened and reinforced gears

Specially hardened accessories can effectively protect the internal structure of the cutting head.

2-year quality assurance, effectively saving cutting costs and improving cutting efficiency.

Thickened track and unique embossing design

Can maintain maximum cutting stability and prevent shaking

Wall saw & Wire saw dual use

Simple, efficient, and easy to replace design

Mature and stable intelligent cruise cutting control program

25KW & 37kW

High strength swing arm with non-destructive impact test

Two integrated brushless motors,

One for arm rotation, another for head propulsion

Two feed motors can be used simultaneously

HF-V2

Large capacity small wall saw technical data

Blade Information

Maximum diameter D1600mm

Maximum cutting depth 725mm

Weight

Head weight 30kgs

Motor weight 15kgs | 18.5kgs

HF motor

Engine Constant torque


Maximum output power 37kW

Maximum output torque

220v 210Nm, 380v 350 Nm

Robot High Frequency Wall Saw Wireless remote control

360° turn | Dust-free | Fully sealed



HF-V1 high frequency wall saw

- Machine output power 25 kw
- For blades up to D1400 mm
- Up to 625 mm cutting depth
- Max start diameter blades 900 mm
- 220 v min fuse 22 Amp max 40 Amp
- 380 v min fuse 32 Amp max 48 Amp
- High frequency motor 480 hz 7200 rpm
- Blades 1000 rpm
- Ai auto remote control
- Water cooling power pack weight 10 kgs
- Only one connector
- Saw head weight 20 kgs

Full set with travel & swim motor 23 kgs

- 25 kw high frequency motor 15 kgs

Motor size: D16 cm * L25 cm

IP 67

HF-V2 high frequency wall saw

- Machine output power 37 kw
- For blades up to D1600 mm
- Up to 725 mm cutting depth
- Max start diameter blades 900 mm
- 220 v min fuse 22 Amp max 40 Amp
- 380 v min fuse 48 Amp max 75 Amp
- High frequency motor 480 hz 7200 rpm
- Blades 1100 rpm
- Ai auto remote control
- Water cooling power pack weight 10 kgs
- Only one connector
- Saw head weight 20 kgs

Full set with travel & swim motor 23 kgs

- 25 kw high frequency motor 18.5 kgs

Motor size: D16 cm * L30 cm

IP 67



No need to pay high after service

Near "o" maintenance

Self replacement freely

25kw&37kw available

220v&380v both available

Split quick insertion design

Double water seal

Fully sealed but detachable design

Automatic cruise cutting



Standard Configuration

- Full set saw head 1 set 30 kgs
- High frequency motor 1 set (Water cooling) 15 or 18.5 kgs
- Power pack 1 set (Water cooling) 10 kgs
- Blade Guard 1 set 10 kgs
- Track rail 3 m (2 m + 1 m) 30 kgs
- Track feet 6 pcs (2 pcs narrow + 4 pcs wide)

Power Pack : L400mm * W260mm * H300mm



Full Seal
Water Cooling



- Adopt stainless steel shell. stronger, no stusy while with longer lifespan.
- Seal, fine workmanship, waterproof spares, special for slurry cutting site.

our 6th generation wireless remote – two inverter motors edition




**Remote
Wireless
Control**

- Design life 1-3years, 2 year quality guarantee.
- Adopt durable and long lifespan aluminum alloy knob, waterproof and anti-dropped.
- With emergency stop, big player, and 200meter range remote control area.

Robot HF Wall Saw

▶ 25kw-47kgs & 37kw-49kgs



- Simple and efficient intelligent cutting design can automatically decelerate when encountering rebar. Multiple safety protection is provided for the motor, effectively extending
- Motor & gear design life 10 years, all gears 5years quality guarantee. Motor core and shell are imported material.



- Whole Machine 2 year quality guarantee.
- Any quality issue, 100% free return after 1 month site cut application.
- With emergency stop, big player, and 200meter range remote control area.

■ Strong swing arm(very important)

Which cannot be broken with a sledge hammer, shows the durability of the product, and its performance is more reliable than others. It very essential for wall saw machine.



Robot


High Frequency
WALL SAW
高频墙锯机

■ Fast insertion design

It can be operated by one person and disassembled and assembled quickly in one second




- The water-cooled motor has magnetism only when it is powered on. Not like other high frequency motor, the magnetism will decrease with the invrease of temperature, so that the machine cannot work for a long time, add chances of maintenance.



■ Strong Head, 360° turn

Use the one piece design, the two sides are same one piece with the central parts, not linked together by the bolt and screw. stoner and durable



■ Unique&useful shield

- A: help shield and wall saw head keep steady during cutting.
- B: shield with extra 1 circle protection ring, stronger.



■ Quality steel alloy gear

Steel is so strong that it is unlikely to warp, deform or bend under any weight, force or heat. In addition, the small disadvantage of the aluminum alloy gear is that its overall strength is poor compared with that of the steel alloy gear.

- Our motor is Constant torque, durable, long lifespan, will not affected by increasing temperature during cutting
- Simple, efficient and mature working sequence, "0" maintenance. not like other complicated design.



High Frequency Wall Saw enter to Gov. List




22kw under D1400mm Cutting

We have over ten years of experience in successfully supplying hydraulic wall saws and are also repairing various brands of hydraulic and high-frequency wall saws. We have designed a machine that is not ultra light or ultra powerful. Our machine is the most reasonable, practical in function, with good quality and lifespan similar to hydraulic wall saw, providing customers with the highest cost-effectiveness experience. It has a "o" maintenance, self replacement, two years quality guarantee, effectively helping customers save cutting costs and after service cost.

We cannot offer 220v, 28kw high frequency wall saw. It is impossible product. The current of 220V per kilowatt is 4.5 amperes, and $28\text{kw} * 4.5\text{amp} = 126\text{ amp}$. cannot be purchased to meet the leakage protection requirement of 126 amperes in all market. The maximum leakage protection of 6mm², 220V is 63A, and 100A is rare. The corresponding cable of 126 amperes is 25-30mm².

We adopt the design of intelligent speed regulation by monitoring real-time current changes. When encountering steel bars, the current will increase, and the speed will be slowed down in a timely manner. The constant torque motor maintains output, unlike other machines that continuously adjust output through complex and ineffective clutch control, resulting in the inability to smoothly cut off the steel bars after continuous speed regulation. Only half of our machine's workload can be completed in a day.



Cutting Speed:

Depend on concrete hardness, steel rebar strength and blade type, 2 times more faster than hydraulic wall saw and 3-5times of hand wall saw.

37kw HF Wall Saw



700mm cutting depth



D1600mm blades



HF Wall Saw Head



HF Wall Sawing



Wire Saw Head Unit with High Frequency Motor

Dua Use of High Frequency Wall Saw





HF Wall Saw Cut Steel Rebar

Full Water Seal HF Motor

"0" Close Wall Cutting

Saw Head Strength Test

Swim Arm Hammer Test




Double Water Seal Shell

The Strongest Gears

Perfect Oil Seal Line

Easy to Change Seal Oil

Each Parts with Water Seals




25kw HF Wall Saw

37kw HF Wall Saw

25kw & 37kw HF Wall Saw

3 Meter Long Track Rail

Quality Full Seal High Frequency Motor



Goods & Stock

➤ Close to "0" Maintenance

For UK type powerpack



For Russia market powerpack



37kw for India Market



25kw for Middle East Market



37kw HF Wall Saw Packing



25kw HF Wall Saw Packing



Thicker and Stronger Arc Track Rail



Thicker and Stronger Track Rail



Raw Material For HF Wall Saw




Spares Stock for HF Wall Saw



Parts Stock for HF Wall Saw



Stand Offer of HF Wall Saw



The Packing of HF Wall Saw



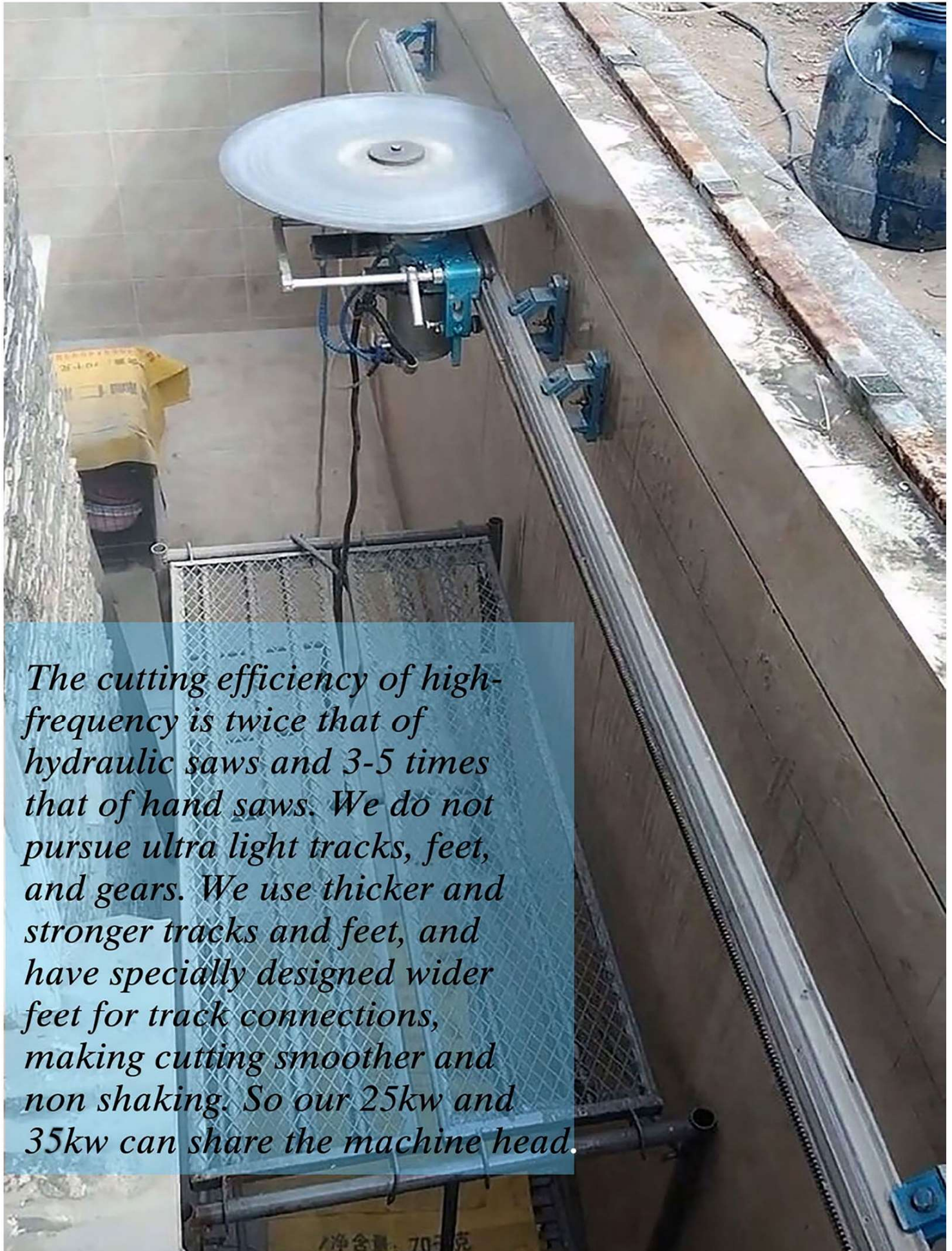
25kw HF Wall Saw



Export to EU market




Export to India Market



The cutting efficiency of high-frequency is twice that of hydraulic saws and 3-5 times that of hand saws. We do not pursue ultra light tracks, feet, and gears. We use thicker and stronger tracks and feet, and have specially designed wider feet for track connections, making cutting smoother and non shaking. So our 25kw and 35kw can share the machine head.

Cutting Site Application

► Use wider A feet for connect two rail use



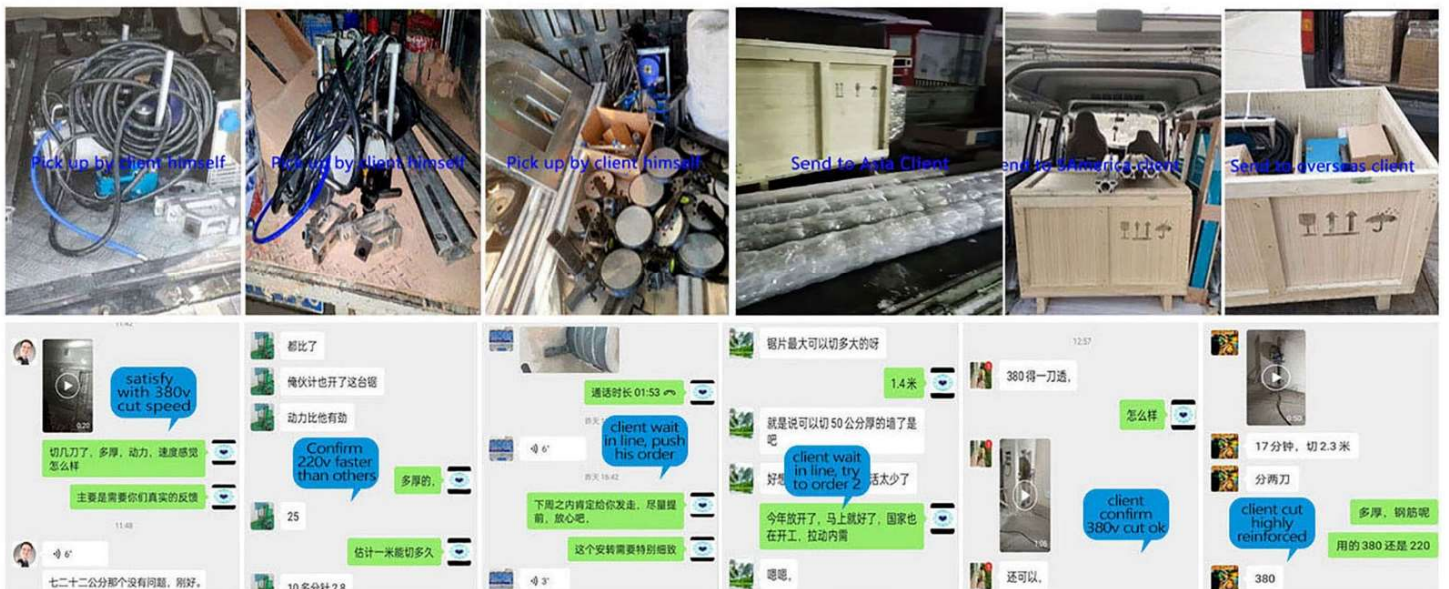
Suggest use wider feet for connection





- Under 220v, cutting speed: 5minutes, thickness 260mm, cut 1.1meter. Cut 4pcs*D20mm rebar, just one cut, smooth no any stuck in.

In November 2022, after ten years of design and commissioning of our wall saw machines and motors, we invited 20 local cutting customers to test and use our 22kw machines for free in an all-round way. Let them compare with other five brands on the market, before that they use our hydraulic wall saw for years. and let customers test and pay after they are satisfied. The response is very good. Now we are becoming the best-selling products. Their reactions are as follows



- Under 380v,highly reinforced concrete, 3row*6pcs rebar 10 more minutes cut 2.3.

ABOUT

WE ARE CREATION CUTTING EXPERTS

Your Reliable Partner in Construction & Stone Machinery

We are a specialized manufacturer and supplier of high-performance, cost-effective machinery and consumables for the global construction and stone mining industries.

Our AI-powered, fully automatic high-frequency wire saw machine is engineered for extreme operating conditions. Its exceptional performance has been validated under the world's harshest environments from the scorching 50°C heat of Saudi Arabia to the freezing -30°C cold of Eastern Europe.

Building on our deep expertise in high-frequency technology since 2009 and continuous iteration based on real-world cutting data from frontline workers, we have developed a proprietary intelligent control system. This system enables the revolutionary "One-Click AI Unmanned Cutting" solution. Designed to address core industry challenges, it not only enhances cutting efficiency and consistency but also significantly reduces overall labor costs for clients. Most importantly, it removes operators from high-risk environments, achieving a dual breakthrough in both safety and productivity.

Engineered for extreme reliability and intelligent operation, our equipment has gained the trust of a growing global clientele, with successful deployments across Southeast Asia, Europe, the Americas, and the Middle East.

Our Manufacturing Strength:

Our operations are powered by two dedicated facilities:

- A 2,000 sqm plant focused on producing premium diamond wire, including vacuum brazed and sintered types, for both construction and stone mining applications. We also specialize in solutions for underwater and pure metal cutting.
- A 3,000 sqm plant dedicated to the manufacturing of state-of-the-art construction machinery and a wide range of consumables.

Our Core Product Range:

Our product portfolio is designed to lead the industry, featuring:

- High-Frequency Equipment: Wall Saws, Wire Saws, and Drilling Machines for superior cutting efficiency.
- Advanced Cutting Solutions: Fully Automatic Floor Saws, Electric Wire Saws, and Tank Wire Saws.

All our products are recognized for their exceptional quality and represent the leading standard in the industry.

We Invite You to Visit:

The best way to experience our quality is to see it for yourself.

We warmly welcome you to visit our factories and witness our machines in live-action demonstrations.

CE IP65 UKCA



Wire & Modular Design

Our wire adopt the D4.9mm German steel core, suitable, with enough continue strength for a sudden huge pulling during cutting. Guarantee fastest speed while use the thicker working layer to achieve super long using life. D12.5mm are highly recommended for all big machines. With more than 10 years using experiences in world market, the continuing updates bring mature and perfect mechanical design, stable and unique fix technology plus finest diamond grade application with excellent matrix layer design give wire the strongest cutting performance.

Robot Tracked



Machine

*No need to pay high after service
Near "0" maintenance
Self replacement freely*

Our machine series cover stone and concrete field. For concrete, we have wall saw, floor saw and wire saw. Wall saw we have mature product with more than 10 years using experiences in China. Our wire saw has dual-use type, robot track cutting tank, electric wire saw, hydraulic wire saw and high frequency wire saw.

WELCOME VISIT OUR ONLINE

TKTOK | FACEBOOK | YUTUBE | WHATSAPP | WECHAT

CONTACT US

Quality First, Service Best, All for Innovation

Contact No: 86 18159283816

Add: #37-103, Lingnanli, Huli
Xiamen, China

Wechat | Whatsapp | Messenger | TikTok
86 18159283816
86 18965826625

After Service

Our design close to "0" maintenance,
Machine main spares and motor: 2 quality year guarantee.
100% return for any quality issue after 1 month site use.
International standard design, client can change spares freely,
Simple, efficient and mature sequence, no need tech. support.

BUSINESS BROCHURE

Quality First, Service Best

企业宣传册